

Enfield SEND Strategy

School Expansions

www.enfield.gov.uk

Striving for excellence



Special School Population Increases

- Between 2010 -2014 the total school population increased by 3.4%
- Enfield Special Schools population has increased by 24%
- Proportion of Enfield children with a statement being educated out of the borough has increased by 107 since 2011, a rise of over 200%

Percentage increases since 2010

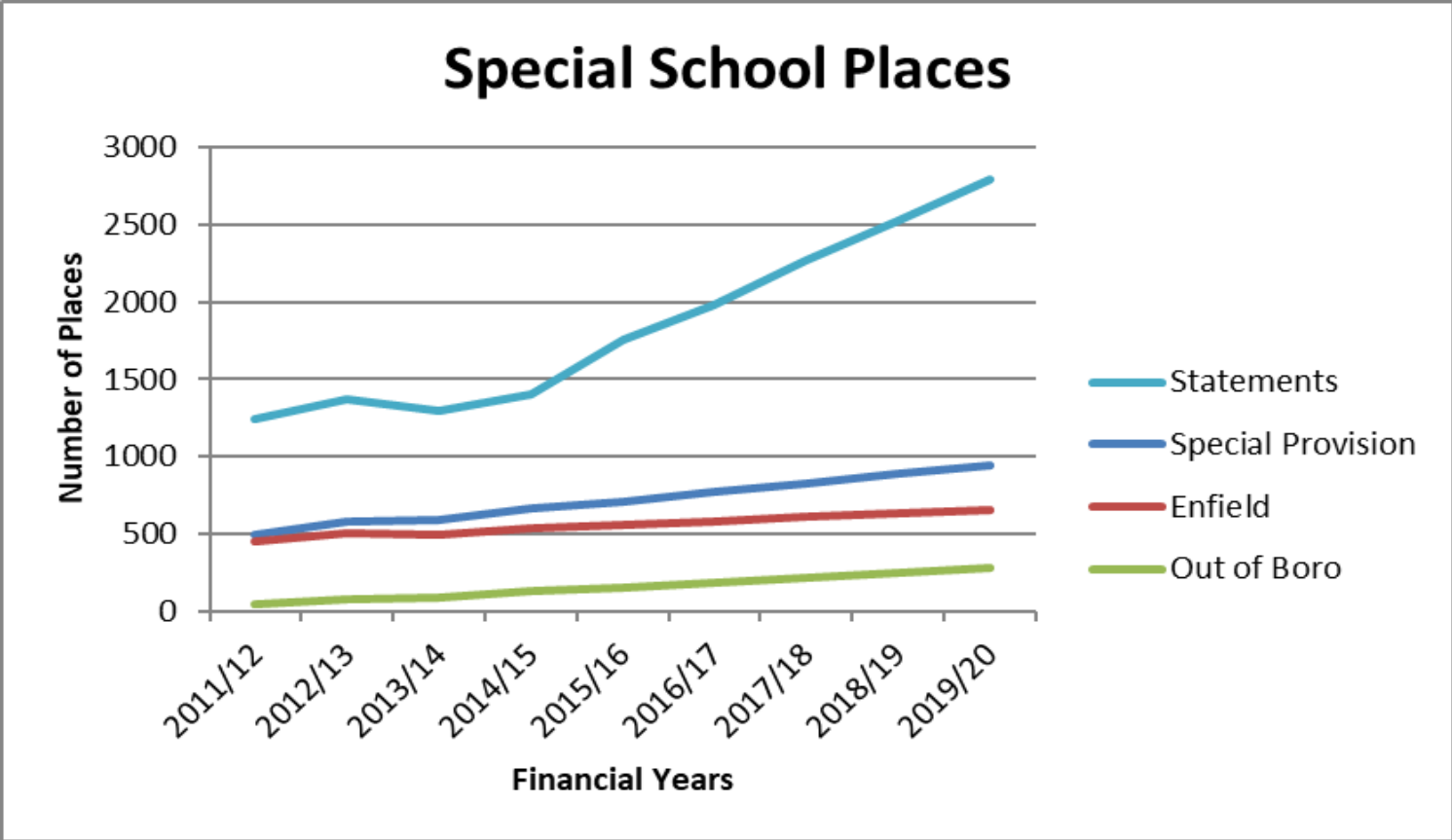
Autistic Spectrum Disorders 54%

Social Emotional and Mental Health 28%

Severe Learning Difficulty 31%

Specific Learning Difficulty 29%

Special School Population Increases



Enfield SEND Strategy

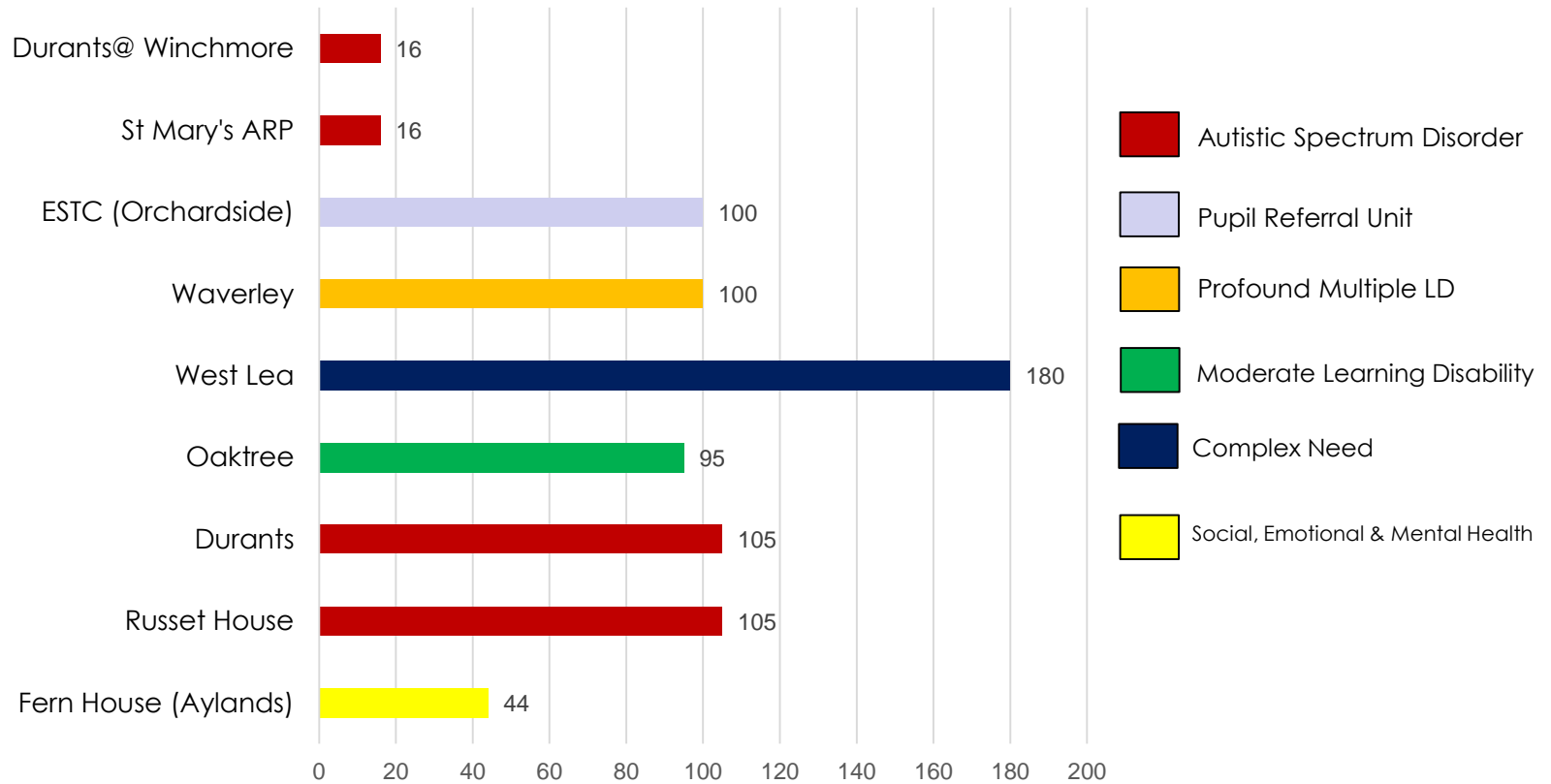
- The LA has made a strategic decision to increase the number of specialist places in Enfield
- Next step on from the Primary Expansion Programme
- Address the over reliance on expensive out of borough placements
- Working within the budget constraints within the DSG
- Reflect the rise in the number of pupils with Educational Health Care Plans

New Provision this Academic Year

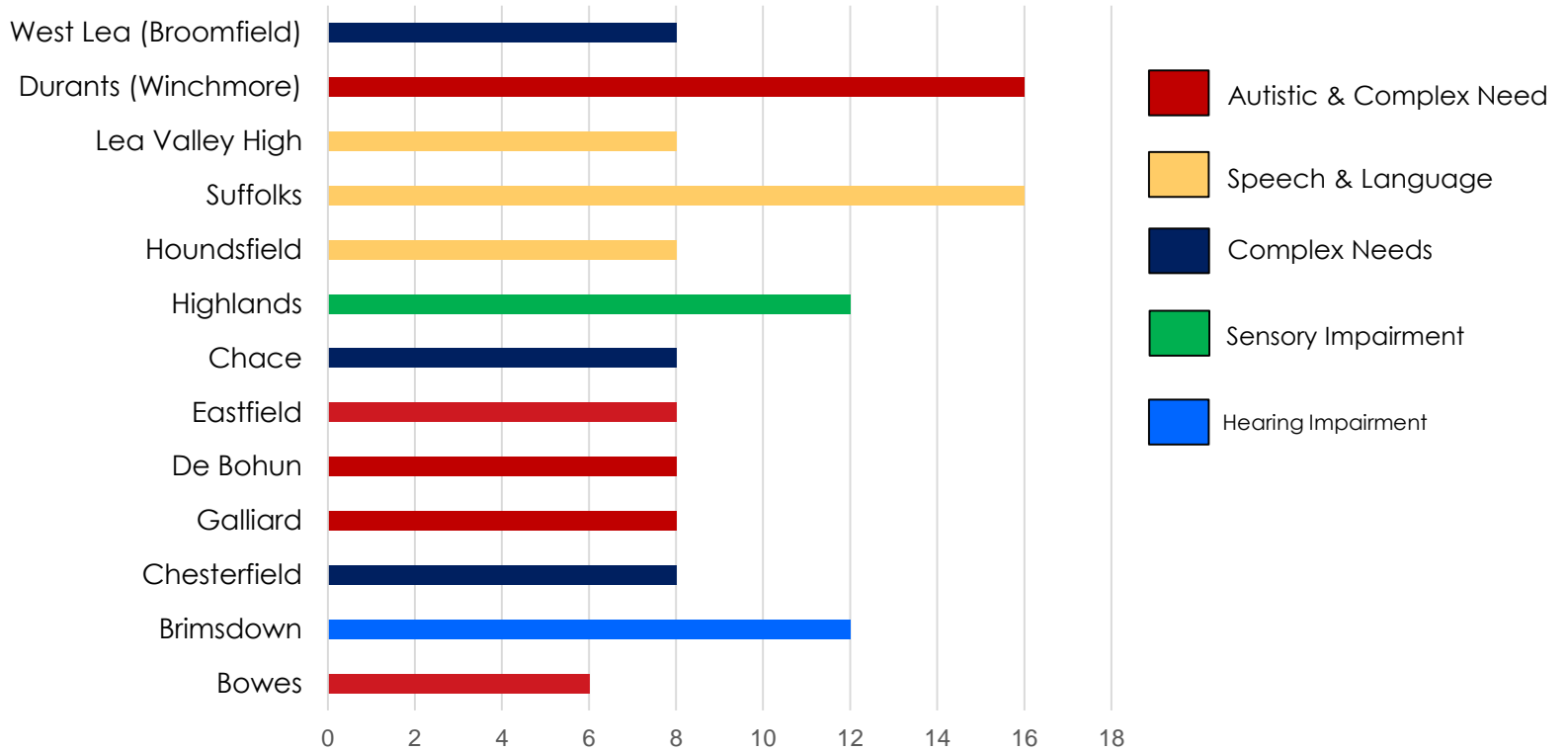


- **Orchardside**
New ESTC building in Bullsmoor Lane opened in January to accommodate 100 pupils
- **West Lea Meridian Campus**
70 new places provide at Dyson Road site in partnership with St John's Church

Current Provision



Current ARP Provision



Planned Expansions

- **Durants Upper School (Minchenden)**

New site will Yrs 10-14 provide an additional 100 places

- **Durants**

Heavy refurbishment whilst students decant to the Minchenden site

- **Fern House (Aylands)**

Construction of new building to improve facilities and increase capacity to 60 pupils (16 new places – KS2-4)

- **RHS Springfield**

Major works to improve building previously used by Garfield school to provide up to 30 new autism places

- **RHS St Marys**

Works to improve facilities to accommodate up to 20 new autism places

Planned Expansions

- **New SMEH School (Bell Lane)**

New facility providing 70 places for KS3 to KS5. Being developed by DFE

- **Swann Annexe**

Part of vacated building being utilised by West Lea school to provide an additional 20 SEMH places

- **Other Sites**

A review of other sites is taking place to assess their viability for additional provision based on demand and potential providers

Proposed Additional Provision

